




Trust  
Land Office

# Resource Management Committee Executive Director Report

Presented by: Jusdi Warner



# TLO Performance



Asset Class	FY23 YTD	FY24 YTD	FY24 YTD Goal	(Under)/ Over	FY24 Annual Goal	% of FY 24 Annual Goal
Coal	112,233	109,508	106,900	2,608	246,000	44%
Oil & Gas	344,319	211,480	222,300	(10,820)	467,300	45%
Minerals	654,503	836,386	232,924	603,462	1,668,669	50%
Materials	13,835	11,875	12,500	(625)	30,000	40%
Timber	807,220	376,515	738,684	(362,169)	2,090,261	18%
Land	2,912,488	1,679,077	1,623,477	55,600	5,312,560	32%
REIP	826,304	685,972	861,874	(175,902)	2,068,498	33%
PRRE	107,348	81,700	112,914	(31,214)	270,995	30%
GL Portfolio	434,518	434,700	220,802	213,898	529,925	82%
<b>TOTAL</b>	<b>\$6,212,768</b>	<b>\$4,427,213</b>	<b>\$4,132,375</b>	<b>\$294,838</b>	<b>\$12,685,108</b>	<b>35%</b>

# RMC/Board Action



Central Facility  
Fund



Consultations



Agency  
Budget



Cost Recovery

# Central Facility Fund

2 <sup>nd</sup> Quarter ED/CFO Transfer	Balance	Goal
\$342,300	\$1,698,633	\$2,000,000

FY24 Project	Amount Approved	Amount Expended	Amount Outstanding
North Park Corporate Center	\$820,112	\$273,371	\$546,741
Trust Authority Building	\$10,874	\$0	\$10,874





# TLO Agency Budget

Expenditures FY24 YTD	% Expended
Personal Services	34%
Travel	31%
Services	18%
Supplies	31%
<b>TOTAL</b>	<b>29%</b>

# Consultations

Location	Disposal	Acres	Price	Status	Consultation
Juneau	Land Sale	386.02	\$3,900,000	Affirmed	BoT
Juneau	Land Sale	67.106	\$1,075,000	Affirmed	BoT
No Name Bay	Land Sale	54.23	\$76,000	Affirmed	BoT
Fairbanks (TCC)	Less than FM Lease	1.842	-	TAO Public Notice Complete	BoT
Salvation Army	Less than FM Lease	4.55		Lease out for signature	BoT
Wind (Healy & Bald Hills)	Leases & Easements	Phased	Annual & Royalty	Lease drafts at Law	BoT
Solar (Nikiski)	Leases & Easements	Phased	Annual & Royalty	Lease drafts at Law	BoT



# Cost Recovery

Project	Approval	Amount Approved	Duration	Amount Expended to Date	Amount Returned to Date	Status to Date
Recon Sampling & Geologic Mapping	BoT (8/2023)	\$1,500,000	5 years	\$0	\$0	Contract Awarded and locations selected for 2024.
Subdivision Development	BoT (8/2023)	\$3,000,000	5 years	\$0	\$0	Contracts, accounting, & conceptual design.

# Programs

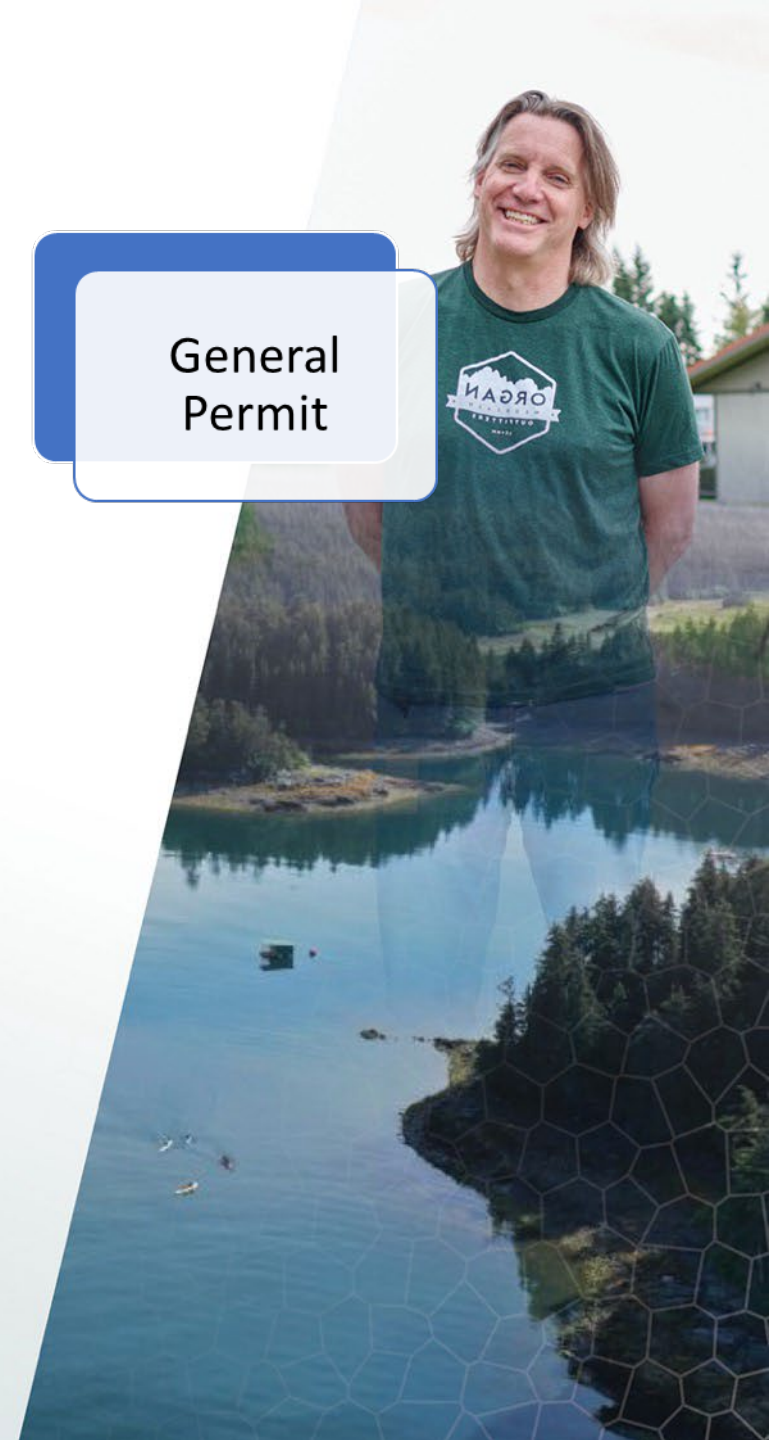
Big Game  
Guide Permit  
Program

Easements

Leasing


Land Sales

General  
Permit





# Land Sales



<b>Fall Competitive Auction Data</b>	<b>Evaluation</b>
Number of Parcels Offered	36
Number of Parcels w/ Bids	18
Total Bids Received	43
Minimum Bids Total	\$2,835,500
Total Revenue	\$2,147,217.87

<b>Over the Counter (OTC) Sales Data</b>	<b>Evaluation</b>
Total Offer OTC	\$780,760
Total No. of Parcels	19
Total Acreage	63.506
Parcels sold FY24	2
FY24 Revenue	\$24,500

# Conglomerate



- Shelter Cove
- Alaska Historical Commission
- OG Timber
- Palmer Project
- Staff
- Trust Authority Building



# Trust Authority Building Upgrades

- Architectural
- Mechanical
- HVAC
- Electrical
- Contingency Costs
- Permits, Inspection, Conformity

